


# ISID 2023 Tokyo Satellite Meeting

## International Symposium on Autoimmunity Targeting the Skin – Pemphigus, Pemphigoid, and Beyond –



The poster features a green, textured background. At the top, it reads "ISID 2023 Tokyo Satellite Meeting" in yellow. Below that, "International Symposium on Autoimmunity Targeting the Skin – Pemphigus, Pemphigoid, and Beyond –" is written in white. The dates "May 14 (Sun) and 15 (Mon), 2023" and the location "Keio University Campus, Tokyo" are also in white. Two columns of names are listed: "Host Organizers" (Masayuki Amagai, Jun Yamagami, Daisuke Tsuruta, Hideyuki Ujile, Yumi Aoyama, Hayato Takahashi) and "International Program Committee" (Aimee Payne, Luca Borradori, Russell P. Hall, Michael Herti, Jong Hoon Kim, Dedee Murrell, Meng Pan, John R. Stanley, Detlef Zillikens). Surrounding the poster are five images: a traditional Japanese gate, a pink cherry blossom logo, a night cityscape, a large red brick building, and a close-up of white cherry blossoms.

**ISID 2023 TOKYO**

**Host Organizers**  
Masayuki Amagai (Chair)  
Jun Yamagami  
Daisuke Tsuruta  
Hideyuki Ujile  
Yumi Aoyama  
Hayato Takahashi

**International Program Committee**  
Aimee Payne (USA)  
Luca Borradori (Switzerland)  
Russell P. Hall (USA)  
Michael Herti (Germany)  
Jong Hoon Kim (Korea)  
Dedee Murrell (Australia)  
Meng Pan (China)  
John R. Stanley (USA)  
Detlef Zillikens (Germany)



This event is co-organized by [International Pemphigus and Pemphigoid Foundation](https://www.ippf.org/).

**Meeting Venue:**  
**Keio University, Mita Campus, East Building  
Hall (8<sup>th</sup> floor: all lectures); G-Lab (6<sup>th</sup> floor: posters)**

**May 14 and 15, 2023  
Tokyo, Japan**

# Keio University, Mita Campus ([Google Map](https://www.keio.ac.jp/en/maps/mita.html))

<https://www.keio.ac.jp/en/maps/mita.html>

## EAST RESEARCH BUILDING

Hall (8th floor)

Global Research Lab (6th floor)

MITA  
三田

〒108-8345 東京都港区三田2-15-45

TEL 03-5427-1517 (総務部)

JR山手線・京浜東北線 田町駅下車 (徒歩8分)

都営地下鉄浅草線・三田線 三田駅下車 (徒歩7分)

都営地下鉄大江戸線 赤羽橋駅下車 (徒歩8分)

2-15-45 Mita, Minato-ku, Tokyo 108-8345

PHONE +81-3-5427-1517 (General Affairs)

8 min. walk from Tamachi Station

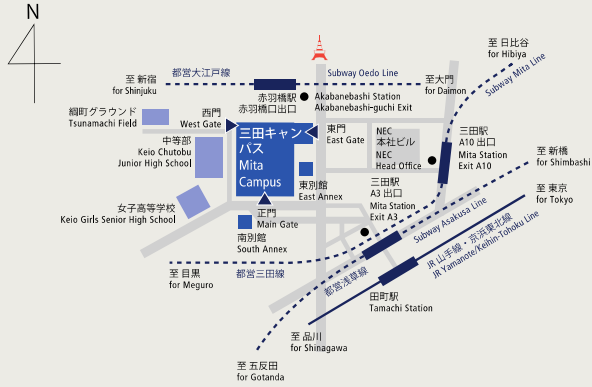
(JR Yamanote Line or JR Keihin-Tohoku Line)

7 min. walk from Mita Station

(Subway Asakusa Line or Subway Mita Line)

8 min. walk from Akabanebashi Station

(Subway Oedo Line)



西門  
West Gate

北門  
North Gate

東門  
East Gate

正門(南門)  
Main Gate

福澤諭吉像  
Yukichi Fukuzawa Bronze Statue

福澤公園  
Fukuzawa Park

① 第1校舎 (101- 147)  
First School Building

② 南館 (2B11- 2B42)  
South Building

③ 大学院校舎 (311- 375B)  
Graduate School Building

④ 南校舎 (411- 477、ホール、  
学生食堂 [ザ・カフェテリア]  
社中交歓 萬來舎)  
South School Building: Hall,  
Student Cafeteria (The Cafeteria),  
Banraisha Bar & Lounge

⑤ 西校舎 (501- 545、ホール、  
学生食堂 [生協食堂、山食])  
West School Building: Hall,  
Student Cafeteria (Co-op  
Cafeteria, Yamashoku)

⑥ 購買施設棟 (生協購買部)  
University Co-op

⑦ 西館  
West Building

⑧ 労働組合本部  
Keio Trade Union

⑨ 研究室棟  
Faculty Research Building

⑩ 北館 (大会議室、ホール、  
ファカルティクラブ)  
North Building: Conference Hall,  
Hall, The Faculty Club

⑪ 図書館旧館 (福澤諭吉記念慶應  
義塾史展示館、カフェ八角塔)  
The Old Library: Fukuzawa Yukichi  
Memorial Keio History Museum,  
Café Hakkakuto

⑫ 塾監局  
Keio Corporate Administration  
(Keio Administration)

⑬ 東館 (ホール、G-Lab)  
East Research Building: Hall,  
Global Research Lab (G-Lab)

⑭ 図書館 (三田メディアセンター)  
Keio University Library: Media  
Center

⑮ 三田演説館  
Public Speaking Hall  
(Mita Enzetsu-kan)

⑯ 三田インフォメーションプラザ  
Information Plaza

⑰ 警備室  
Security Office

⑱ 南別館 (アート・スペース)  
South Annex: Art Space

⑲ 東別館 (慶應義塾ミュージアム・  
コモンズ)  
East Annex: Keio Museum Commons  
(KeMCo)

## Greetings

Pemphigus and pemphigoid are the most well-characterized autoimmune diseases thanks to all the hard work of predecessors and current active investigators in our international communities. In the 1980s, target antigens were immuno-chemically characterized; in the 1990s, they were identified; in the 2000s, diagnostic tools were widely used; and in the 2010s, several novel therapeutic strategies became available.

International Societies for Investigative Dermatology (ISID) will be held in Tokyo on May 10 to 13, 2023. ISID is planned every five years rotating Asia-Oceania, Europe-Africa, and North and South America regions, in the year of ISID, no national meetings are held. Therefore, most of the basic and clinical scientists in the field of cutaneous biology and immunology will get together in Tokyo in 2023.

The meeting aims to bring together patients, clinicians, researchers, and industry partners to share the latest information in the pathogenesis and treatment of pemphigus, pemphigoid, and other autoimmune-related skin diseases. In addition to clinical and scientific data, essential discussions will be held on the disease's pathogenesis, targeted therapeutics strategies, and therapeutic efficacy evaluation.

We all welcome people worldwide interested in autoimmune bullous diseases, both junior and senior, and look forward to having a great and fruitful time together.



Masayuki Amagai, M.D., Ph.D.  
Chair, the Organizing Committee of the International Symposium on  
Autoimmunity Targeting the Skin - Pemphigus, Pemphigoid, and Beyond -

## **Organizing committee members**

### **Host Organizers in Japan**

Masayuki Amagai (Chair, Tokyo, Japan)

Jun Yamagami (Tokyo, Japan)

Daisuke Tsuruta (Osaka, Japan)

Hideyuki Ujiie (Hokkaido, Japan)

Yumi Aoyama (Okayama, Japan)

Hayato Takahashi (Tokyo, Japan)

### **Co-Organizer: International Pemphigus and Pemphigoid Foundation (IPPF)**

Patrick Dunn (IPPF, USA)

Marc Yale (IPPF, USA)

### **International Program Committee**

Aimee Payne (Pennsylvania, USA)

Luca Borradori (Bern, Switzerland)

Russell Hall (North Carolina, USA)

Michael Hertl (Marburg, Germany)

Jong Hoon Kim (Seoul, Korea)

Dedee Murrell (Sydney, Australia)

Meng Pan (Shanghai, China)

John R. Stanley (Pennsylvania, USA)

Detlef Zillikens (Lübeck, Germany)

### **International Advisory Board**

Kyle Amber (Illinois, USA)

Luis Diaz (North Carolina, USA)

Rüdiger Eming (Koblenz, Germany)

Koji Hashimoto (Ehime, Japan)

Takashi Hashimoto (Osaka, Japan)

Barbara Horvath (Groningen, Netherlands)

Soo-Chan Kim (Seoul, Korea)

Yasuo Kitajima (Gifu, Japan)

Zhi Liu (North Carolina, USA)

Eliane Müller (Bern, Switzerland)

Carien Niessen (Cologne, Germany)

Animesh Sinha (New York, USA)

Victoria Werth (Pennsylvania, USA)

# International Symposium on Autoimmunity Targeting the Skin – Pemphigus, Pemphigoid, and Beyond –

NOTICE: Photography, video, audio recording, and all other forms of recording of presentations and posters are [strictly prohibited](#).

## Scientific Program

### Day 1. Sunday May 14, 2023

- 9:00-9:15      **Opening Remarks**  
-Masayuki Amagai, Chair of the organizing committee  
-Enno Schmidt, “In memory of Detlef Zillikens”  
-Patrick Dunn, Executive Director, International Pemphigus and Pemphigoid Foundation
- 9:15-10:35    **Invited Lectures 1: Cutting-edge bench-to-bed science**  
30 mins for presentation and 10 mins for Q & A  
Chair: John Stanley (Pennsylvania, USA), Soo-Chan Kim (Seoul, Korea)  
“Sensing inflammation in the skin and beyond”  
*Brian Kim (New York, USA)*  
“Translational research in vitiligo: Gaining insight into mechanisms of organ-specific autoimmunity”  
*John Harris (Massachusetts, USA)*
- 10:35-10:45    Coffee Break
- 10:45-11:45   **Session 1 <Epithelial structure and signaling>**  
15 mins for presentation and 5 mins for Q & A  
Chair: Carien Niessen (Cologne, Germany), Eliane Müller (Bern, Switzerland)  
“Identification of a novel endoplasmic reticulum-desmosome complex: Potential roles in blistering skin diseases”  
*Andrew Kowalczyk (Pennsylvania, USA)*  
“Connecting desmoglein 1’s functions in epidermal development and disease”  
*Kathleen Green (Illinois, USA)*  
“Signaling regulating keratinocyte adhesion in pemphigus”  
*Jens Waschke (Munich, Germany)*
- 11:55-12:55   **<Sponsored seminar (Takeda Pharmaceutical Co., Ltd.)>**  
25 mins for presentation and 5 mins for Q & A  
Chair: Takashi Hashimoto (Osaka, Japan), Hideyuki Ujiie (Hokkaido, Japan)

“Anti-idiotypic antibodies against autoantibodies in autoimmune blistering diseases”

*Hiroaki Iwata (Gifu, Japan)*

“Risk factors of bullous pemphigoid”

*Kaisa Tasanen (Oulu, Finland)*

12:55-13:10 Group Photo in front of The Old Library, Keio University Mita Campus

13:30-14:30 **Session 2 <Immunological mechanisms of pemphigus>**

15 mins for presentation and 5 mins for Q & A

Chair: Animesh Sinha (New York, USA), Yumi Aoyama (Okayama, Japan)

“Impact of CD4+ T cells on the pathomechanism of pemphigus”

*Jong Hoon Kim (Seoul, Korea)*

“Autoreactive B cell differentiation in ectopic lymphoid-like structures of pemphigus lesions”

*Meng Pan (Shanghai, China)*

“Direct inhibition of heterophilic transinteraction between desmogleins and desmocollins by pemphigus autoantibodies”

*Ken Ishii (Chiba, Japan)*

14:30-15:10 **Session 3 <Immunological mechanisms of pemphigus>**

15 mins for presentation and 5 mins for Q & A

Chair: Zhi Liu (North Carolina, USA), Luca Borradori (Bern, Switzerland)

“Th2 immune response in bullous pemphigoid”

*Hideyuki Ujiie (Hokkaido, Japan)*

“Granzyme B in pemphigoid diseases”

*Sho Hiroyasu (Osaka, Japan)*

15:10-15:20 Coffee Break

15:20-16:10 **Session 4 <Presentations selected from submitted abstracts>**

5 mins for presentation and 5 mins for Q & A

Chair: Daisuke Tsuruta (Osaka, Japan), Kyle Amber (Illinois, USA)

“Conformational epitope mapping of autoantibodies against BP180 in dipeptidyl peptidase-4 inhibitors-associated bullous pemphigoid” (Poster #17)

*Shoko Mai (Hokkaido, Japan)*

“CRISPR/Cas9 screening identified KLF5 as novel modulator of desmosomal adhesion in pemphigus” (Poster #1)

*Volker Spindler (Basel, Switzerland)*

“Laminin beta4: a protein of the cutaneous basal membrane zone and autoantigen of anti-p200 pemphigoid” (Poster #21)

*Stephanie Goletz (Lübeck, Germany)*

“Structure of a novel endoplasmic reticulum-desmosome complex” (Poster #3)

*Navaneetha Krishnan Bharathan (Pennsylvania, USA)*



“Deciphering the immune mechanism of autoreactive B cells in Pemphigus”  
(Poster #32)

*Baptiste Janela (Singapore, Singapore)*

16:10-16:50

**<Invited Lecture 2: Cutting-edge clinical science >**

30 mins for presentation and 10 mins for Q & A

Chair: Luis Diaz (North Carolina, USA)

“JAK inhibitor treatment of inflammatory skin disease”

*Brett King (Connecticut, USA)*

16:50-18:00

**Poster Discussion**

Poster Hall: Global Research Lab, @6<sup>th</sup> floor, East Research Building,  
Keio University Mita campus

18:30-

**Social Gathering**

(The Cafeteria @4<sup>th</sup> floor, South School Building, Mita Campus; buffet style)

All attendees are welcome!

## Day 2. Monday May 15, 2023

- 9:00-10:20 **Session 5 <Novel therapeutic strategies with T cells in pemphigus and pemphigoid>**  
15 mins for presentation and 5 mins for Q & A  
Chair: Jong Hoon Kim (Seoul, Korea), Rüdiger Eming (Koblenz, Germany)  
“Fate induction in CD8 chimeric antigen receptor T-cells through asymmetric cell division”  
*Christoph Ellebrecht (Pennsylvania, USA)*  
“Advances in immune engineering for pemphigus and beyond”  
*Aimee Payne (Pennsylvania, USA)*  
“Immune modulatory therapeutic strategies in pemphigus vulgaris (PV)”  
*Michael Hertl (Marburg, Germany)*  
“Antigen-specific iTreg therapy for pemphigus”  
*Hayato Takahashi (Tokyo, Japan)*
- 10:20-10:30 Coffee break
- 10:30-11:30 **<Special lecture>**  
50 mins for presentation and 10 mins for Q & A  
Chair: Masayuki Amagai (Tokyo, Japan)  
“Regulatory T cells in autoimmune disease”  
*Shimon Sakaguchi (Osaka, Japan)*
- 11:40-12:40 **<Sponsored seminar (Zenyaku Kogyo Co., Ltd.)>**  
50 mins for presentation and 10 mins for Q & A  
Chair: Yasuo Kitajima (Gifu, Japan), Koji Hashimoto (Ehime, Japan)  
“Rituximab in pemphigus”  
*Pascal Joly (Rouen, France)*
- 13:00-14:40 **Session 6 <Novel therapeutic strategies with B cells in pemphigus and pemphigoid>**  
15 mins for presentation and 5 mins for Q & A  
Chair: Luis Diaz (North Carolina, USA), Barbara Horvath (Groningen, Netherlands)  
“Bruton’s tyrosine kinase inhibitors in pemphigus treatment”  
*Jun Yamagami (Tokyo, Japan)*  
“FcRn inhibition as novel therapeutic option for autoantibody-mediated diseases”  
*Enno Schmidt (Lübeck, Germany)*  
“Complement activation as a driver of autoimmune bullous skin disease”  
*Christoph Hammers (Lübeck, Germany)*



“Immunometabolism in pemphigoid diseases -Potential avenues for new therapeutic strategies”

*Christian Sadik (Lübeck, Germany)*

“Rituximab therapy for mucous membrane pemphigoid: A retrospective monocentric study with long-term follow-up in 109 patients”

*Philippe Musette (Bobigny, France)*

14:40-15:20

**Future goals of therapeutic strategies for autoimmune skin diseases**

Moderators: Russell Hall (North Carolina, USA), John Stanley (Pennsylvania, USA), Pascal Joly (Rouen, France), and Masayuki Amagai (Tokyo, Japan)

15:20-15:30

Coffee Break

15:30-16:30

**Session 7 <Management of pemphigus and pemphigoid around the world>**

15 mins for presentation and 5 mins for Q & A

Chair: Luca Borradori (Bern, Switzerland), Victoria Werth (Pennsylvania, USA)

“Towards a consensus on which outcome measures to include when assessing autoimmune blistering diseases”

*Dedee Murrell (Sydney, Australia)*

“Rituximab therapy for the treatment of pemphigus patients in Egypt -10 years experience”

*Marwah Adly Saleh (Cairo, Egypt)*

“Management of pemphigus and pemphigoid in India”

*Vinay Keshavamurthy (Chandigarh, India)*


16:30

**Closing remarks**




Masayuki Amagai, Chair of the organizing committee

## Confirmed speakers

### <Special Lecture>

 A portrait of Shimon Sakaguchi, a middle-aged man with short black hair and glasses, wearing a grey suit jacket, a light blue shirt, and a dark tie.	<p><b>Shimon Sakaguchi (Osaka, Japan)</b> “Regulatory T cells in autoimmune disease”</p>
--	--

### <Invited Lecture (in alphabetical order)>


 A portrait of John Harris, a man with dark hair and a beard, wearing a blue and white checkered shirt under a grey suit jacket.	<p><b>John Harris (Massachusetts, USA)</b> “Translational research in vitiligo: Gaining insight into mechanisms of organ-specific autoimmunity”</p>
 A portrait of Pascal Joly, a man with glasses and a receding hairline, wearing a dark suit jacket over a white shirt.	<p><b>Pascal Joly (Rouen, France)</b> “Rituximab in pemphigus”</p>
 A portrait of Brian Kim, a man with short black hair, wearing a dark blue suit jacket, a light blue shirt, and a patterned tie.	<p><b>Brian Kim (New York, USA)</b> “Sensing inflammation in the skin and beyond”</p>



**Brett King (Connecticut, USA)**

“JAK inhibitor treatment of inflammatory skin disease”

<Confirmed speakers in Sessions (in alphabetical order)>



**Christoph Ellebrecht (Pennsylvania, USA)**

“Fate induction in CD8 chimeric antigen receptor T-cells through asymmetric cell division”



**Kathleen Green (Illinois, USA)**

“Connecting desmoglein 1’s functions in epidermal development and disease”



**Christoph Hammers (Lübeck, Germany)**

“Complement activation as a driver of autoimmune bullous skin disease”



**Michael Hertl (Marburg, Germany)**

“Immune modulatory therapeutic strategies in pemphigus vulgaris (PV)”



**Sho Hiroyasu (Osaka, Japan)**

“Granzyme B in pemphigoid diseases”



**Ken Ishii (Chiba, Japan)**

“Direct inhibition of heterophilic transinteraction between desmogleins and desmocollins by pemphigus autoantibodies”




**Hiroaki Iwata (Gifu, Japan)**

“Anti-idiotypic antibodies against autoantibodies in autoimmune blistering diseases”



**Vinay Keshavamurthy (Chandigarh, India)**

“Management of pemphigus and pemphigoid in India”



**Jong Hoon Kim (Seoul, Korea)**

“Impact of CD4+ T cells on the pathomechanism of pemphigus”



**Andrew Kowalczyk (Pennsylvania, USA)**

“Identification of a novel endoplasmic reticulum-desmosome complex: Potential roles in blistering skin diseases”



**Dedee Murrell (Sydney, Australia)**

“Towards a consensus on which outcome measures to include when assessing autoimmune blistering diseases”



**Philippe Musette (Bobigny, France)**

“Rituximab therapy for mucous membrane pemphigoid: A retrospective monocentric study with long-term follow-up in 109 patients”



**Meng Pan (Shanghai, China)**

“Autoreactive B cell differentiation in ectopic lymphoid-like structures of pemphigus lesions”



**Aimee Payne (Pennsylvania, USA)**

“Advances in immune engineering for pemphigus and beyond”



**Christian Sadik (Lübeck, Germany)**

“Immunometabolism in pemphigoid diseases  
– Potential avenues for new therapeutic strategies”




**Marwah Adly Saleh (Cairo, Egypt)**

“Rituximab therapy for the treatment of pemphigus patients in Egypt - 10 years experience”



**Enno Schmidt (Lübeck, Germany)**

“FcRn inhibition as novel therapeutic option for autoantibody-mediated diseases”



**Hayato Takahashi (Tokyo, Japan)**

“Antigen-specific iTreg therapy for pemphigus”



**Kaisa Tasanen (Oulu, Finland)**

“Risk factors of bullous pemphigoid”



**Hideyuki Ujiie (Hokkaido, Japan)**

“Th2 immune response in bullous pemphigoid”



**Jens Waschke (Munich, Germany)**

“Signaling regulating keratinocyte adhesion in pemphigus”



**Jun Yamagami (Tokyo, Japan)**

“Bruton’s tyrosine kinase inhibitors in pemphigus treatment”